



**District Report Card: 2017**


<b>State:</b> Daman & Diu	<b>District:</b> Daman
<b>Class:</b> 5	<b>Subject:</b> Language
<b>Schools:</b> 33	<b>Students:</b> 642


**Participation/Coverage**


**Students**

<b>GENDER</b> 	Boys		Girls	
	Number	%	Number	%
	339	52.80	303	47.20

<b>AREA</b> 	Rural		Urban	
	Number	%	Number	%
	464	72.27	178	27.73

<b>CATEGORY</b> 	SC		ST		OBC		GEN	
	Number	%	Number	%	Number	%	Number	%
	16	2.49	197	30.69	110	17.13	319	49.69

<b>CWSN</b> 	LD	VI	HI	S&LD	ID	Oth
	0	0	1	0	0	2

<b>Management</b> 	Government		Government-aided	
	Number	%	Number	%
	582	90.65	60	9.35

**Average Performance of Students in Language (%)**

Overall	Gender		Area		Management		Social Group			
	Male	Female	Rural	Urban	Govt.	Aided	SC	ST	OBC	GEN
52.37	48.06	57.18	48.94	61.31	52.30	53.00	56.25	51.30	56.30	51.47

## Performance on Learning Outcomes (LOs)

Learning Outcomes	Description	Average Performance(%)
L504	Reads and comprehends independently storybooks, news items/ headlines, advertisements etc.	51.56
L508	Reads text with comprehension, locates details and sequence of events	52.77

Range of Performance of Students who Answered Correctly							
Below 30%		30% - 50%		50% - 75%		Above 75%	
Number	%	Number	%	Number	%	Number	%
109	16.98	192	29.91	235	36.60	106	16.51

## Lowest Performing Learning Outcomes (LOs)

- 1 - Reads and comprehends independently storybooks, news items/ headlines, advertisements etc. (51.56)
- 2 - Reads text with comprehension, locates details and sequence of events (52.77)